

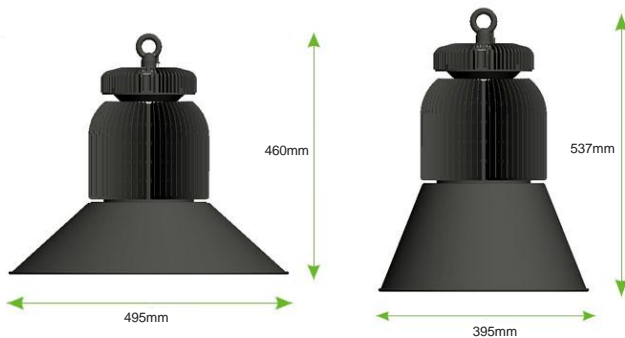


250W LED HIGH BAY LIGHT

SPECIFICATION

I、Product Features

- 1) The structure of lamp adopts round layered design, manifesting the uniform beauty of lamps. The driver, radiator and reflector are all round-shaped with overall uniformity and beautiful.
- 2) The appearance treatment in black demonstrates elegance, fashion and distinction; more importantly, led lamp of black facilitates heat dissipation.
- 3) Top quality CREE chip LED and Meanwell driver specialized design only for LED high bay light with more outstanding performance.



- 4) Outstanding manufacturing technique - reflow soldering paster, design of ring array circuit, heat-conducting silica gel printing technical processing guarantees the quality.
- 5) In strict accordance with the ROHS \ CE \ UL \ DLC \ SAA standard to design and produce\, and through certification.



Widely used in the toll station, gas station, Factories, warehouses, large supermarkets, gymnasium, exhibition hall and other places of lighting.

- Replace traditional sodium lamp:250W LED high bay light can replace 500w traditional high bay light.
- Replace electrodeless lamp: at present, the power of electrodeless lamp can only up to 180w,and have the electromagnetic interference and electromagnetic radiation problems, as well as, its light efficiency, light decay, thermal and electrical performance etc is much less than the LED light, so the led light is the optimal choise.



## II、Product Data

Model	Power	Input Voltage	CCT	Luminous	CRI	Work Temperature	Power Factor	Driver	Life Span	LED Chip
SP-HB-250WA	250W	AC90 – 277V	WW: 3000K	21000lm	≥78	-20° ~ 50°	≥0.9	Meanwell	≥50000h	CREE
SP-HB-250WA	250W	AC90 – 277V	NW: 4000K	22400lm	≥75	-20° ~ 50°	≥0.9	Meanwell	≥50000h	CREE
SP-HB-250WA	250W	AC90 – 277V	CW: 5500K	23400lm	≥72	-20° ~ 50°	≥0.9	Meanwell	≥50000h	CREE

Remark:

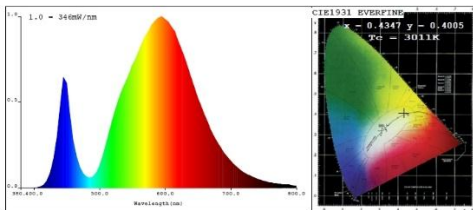
WW: 2700-3300K, NW: 3700K-4500K, CW: 5000K-6500K

Power consumption tolerance for ±10%

Luminous flux tolerance for ±10%

## III、Light source characteristics

WW: 3000K

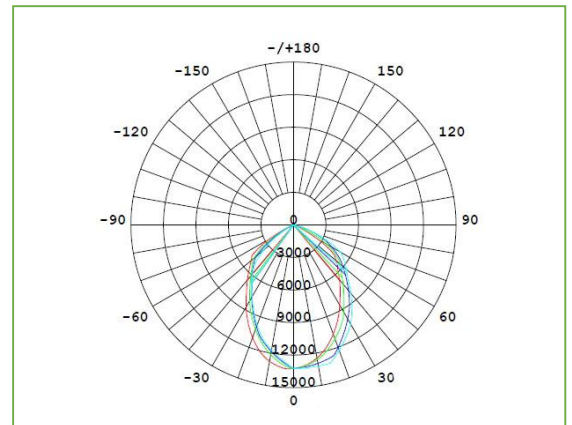


**CIE Color Parameters:**  
 Chromaticity Coordinate:  $x=0.4347$   $y=0.4005$   $u'=0.2504$   $v'=0.5197$  ( $duv=-1.03e-00$ )  
 CCT:  $T_c = 3011K$  Prop WaveL:  $\lambda_d = 583.1nm$  Purity=50.7%  
 Peak WaveL:  $\lambda_p = 585nm$  Half Width:  $\Delta\lambda_p = 124.6nm$  Ratio:  $R=21.1\%$   $G=77.5\%$   $B=1.4\%$   
 Average Wave: 588nm  
 Rendering Index:  $Ra=80.2$   
 $R1=76$   $R2=80$   $R3=89$   $R4=74$   $R5=65$   $R6=78$   $R7=89$   $R8=75$   
 $R9=0$   $R10=79$   $R11=65$   $R12=58$   $R13=79$   $R14=89$   $R15=66$

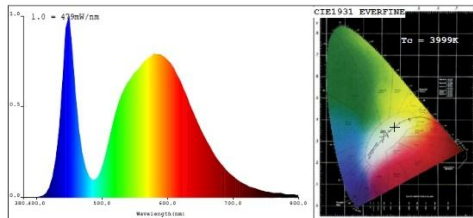
**Photo Parameters:**  
 Flux:  $\Phi = 21113(lm)$  Luminous Efficacy: 83.85(lm/W) Luminous Power:  $P=48.63(W)$

**Electrical Parameters:**  
 $U=228.2V$   $I=1.1218A$   $P=251.8W$   $PF=0.982$

Radiation Diagram



NW: 4000K

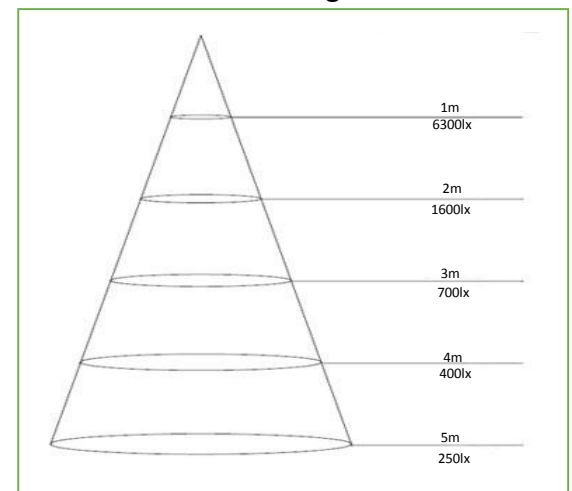


**CIE Color Parameters:**  
 Chromaticity Coordinate:  $x=0.3765$   $y=0.3608$   $u'=0.2289$   $v'=0.4935$  ( $duv=-6.59e-00$ )  
 CCT:  $T_c = 3999K$  Prop WaveL:  $\lambda_d = 583.8nm$  Purity=21.0%  
 Peak WaveL:  $\lambda_p = 450nm$  Half Width:  $\Delta\lambda_p = 24.2nm$  Ratio:  $R=17.7\%$   $G=79.8\%$   $B=2.5\%$   
 Average Wave: 570nm  
 Rendering Index:  $Ra=75.3$   
 $R1=79$   $R2=81$   $R3=85$   $R4=69$   $R5=74$   $R6=73$   $R7=82$   $R8=66$   
 $R9=0$   $R10=55$   $R11=69$   $R12=40$   $R13=75$   $R14=89$   $R15=73$

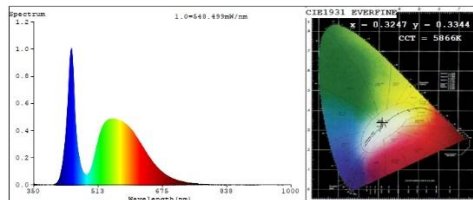
**Photo Parameters:**  
 Flux:  $\Phi = 22468(lm)$  Luminous Efficacy: 88.25(lm/W) Luminous Power:  $P=48.64(W)$

**Electrical Parameters:**  
 $U=221.5V$   $I=1.1666A$   $P=254.6W$   $PF=0.984$

LUX Diagram



WW: 5500K



**Color Parameters:**  
 Chromaticity Coordinate:  $x=0.3247$   $y=0.3344$   $u'=0.2041$   $v'=0.4730$   
 CCT:  $T_c = 5866K$  ( $duv=0.0001$ ) Dominant WL:  $\lambda_d = 493.3nm$  Purity=2.5%  
 Ratio:  $R=13.2\%$   $G=83.7\%$   $B=3.1\%$  Peak WL:  $\lambda_p = 445.7nm$  FWHM=20.5nm  
 Render Index:  $Ra=71.3$  CRI=62.6 AvgR=62.9  
 $R1=72$   $R2=74$   $R3=73$   $R4=74$   $R5=73$   $R6=65$   $R7=79$   
 $R8=63$   $R9=0$   $R10=36$   $R11=73$   $R12=42$   $R13=70$   $R14=84$   $R15=68$

**Photo Parameters:**  
 Flux = 23413 lm Eff. : 92.47 lm/W  $E_e = 49.73 W$  Scotopic: 23873 S/P: 1.8793  
 Photosynthetic: PPF: 218.81umol/s PAR WAT: 48673mw (400-700nm)

**Electrical parameters:**  
 $v = 220.36V$   $i = 1.1699A$   $p = 253.2W$   $PF = 0.983$   
 LEVEL: OUT WHICE: ANSI 5700K

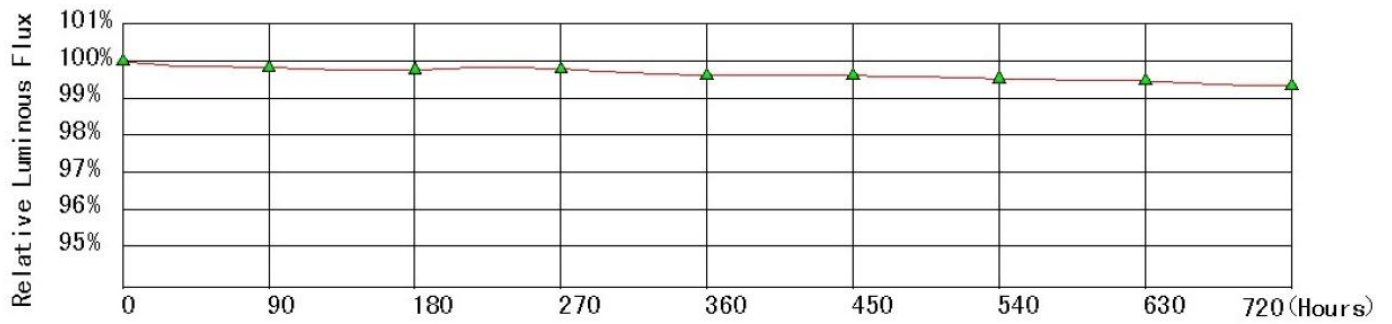
Lighting Effects



WW  
(3000K)

NW  
(4000K)


PW  
(6000K)



Through 720h accelerated aging test, high and low temperature prediction in the rated under the working condition after 3500h, will provide an average 70% optic maintenance ratio(L70).

#### IV、 Packing:

Main Body:



Reflector:



Item	N.W(kg)	BOX			Carton		
		Size	G.W(kg)	Pcs/box	Size	G.W(kg)	Pcs/carton
Main Body	7.12	250*250*390mm	8.6	1	530*530*410mm	36.5	4
Reflector	120°	0.4	-	-	530*530*250mm	9.8	16
	45°	0.4	-	-	440*440*400mm	9.8	16

## V、 Installation

1. Using expansion screws to install the hook on the place where is the plane of lamp installation (using chain to install steel structure)



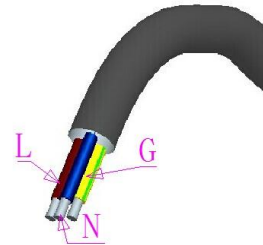
2. Install the reflector. using screwdriver(plastic handle) to Screw off the four screw on the periphery of the lamp lens, put the reflector on the corresponding hole, and then screw the four screw.



3. Hang the lamp. Tighten the rings' screws with a screwdriver, hang the ring of lamp on the hook, and then lock the safety appliance on the hook.



4. Connect electricity. Correspondingly connect L, N, G wires (for safety, please make sure the electricity has been cut off, and then operated by professional. Connecting wires must follow safety operation procedures.)



Environment Condition	Operating Temperature	Storage Temperature	Related Humidity	Atmosphere Pressure
	-20° ~ 50°	-40° ~ 80°	5% ~ 95%	70 ~ 106KPa

## VI、 Safety Notice for Using:

1. Please always use the light out of its package.
2. Before starting use of the light, please check if the light was damaged during transportation. If any damage shown, please do not install or use it.
3. Any maintenance should be performed by trained professionals only.
4. Keep packaging materials away from the reach of children and pets. Risks of suffocation!
5. Caution. The packaging contains small parts that may be swallowed by children.
6. Never leave children unattended in the vicinity of the lights and do not allow them to play with electrical devices.
7. Try to avoid looking directly in the LED beam-especially for extended periods of time.
8. Do not shine the LED light in another person's eyes.
9. Never cover the light by other objects.
10. The products need to re-repair, inspection or special treatment of retirement after service time.